

Robot System Design Tool

FANUC

ROBOGUIDE



Features of ROBOGUIDE

- PC tool that easily enables a quick and low cost verification of robot application systems
- Easy creation of layout for devices and machines. Special skills are not required
- Program creation using graphic screen
- Extreme reduction of start-up time and maintenance time with offline checking. Achievable even on the shop floor
- Accurate simulation of robot movement and application commands by virtual robot
- Robot application specific tools with highly efficient operation
 - WeldPRO
 - ChamferingPRO
 - SpotPRO
 - PalletPRO
 - PaintPRO
 - MotionPRO
 - iRPickPRO
- ASCII translator package which converts various robot files between binary and ASCII



Easy and highly accurate interface from design to confirmation of robot system

Current system up tasks

System up working by ROBOGUIDE

Concept design

Process verification

Teaching, programming

Robot motion confirmation

- Modeling by library function, CAD IF function
- Placement of robot and workpiece by layout function
- Robot posture check by graphic jog

- Programming by virtual teach pendant
- Automatic robot program generation from shape data

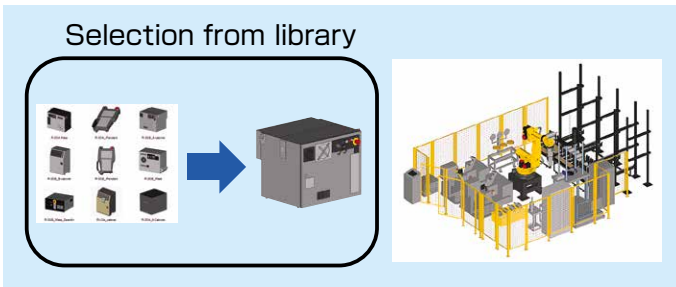
- Simulation of FANUC robot commands
- Highly accurate simulation

- Download program to robot

Standard software

Modeling function

- Reduce time for modeling devices
 - Select objects from the library and modify using dimension settings
 - Import CAD data for creating the parts
 - Create the parts by modeling function



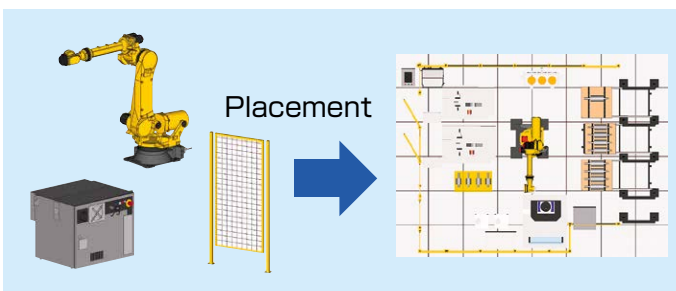
Program function

- Same user interface as the Robot Teach Pendant
- Create the actual program
 - Using visual jog enables to move robot and to teach points




Layout function

- Change layout by mouse operation on graphic screen
- Change layout by numerical input



Simulation function

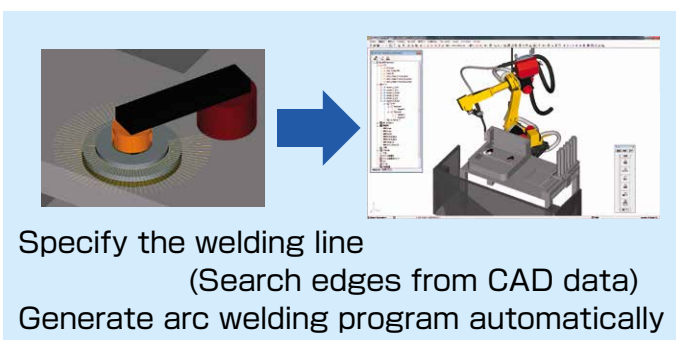
- Highly accurate simulation by using virtual robot
- Simulate not only of robot movement but also application commands
- Virtual camera for *iR*Vision simulation.



Option software

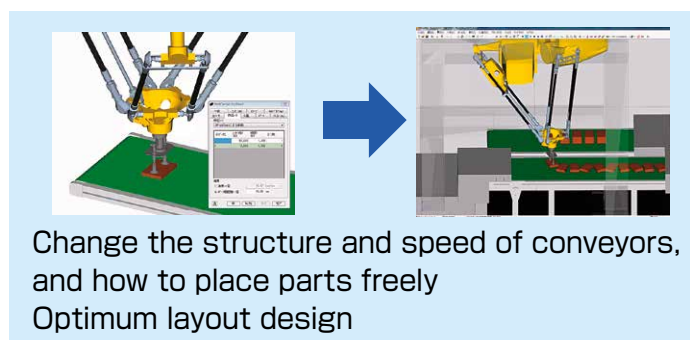
WeldPRO

- Automatically create the TP program from shape data of workpiece
- Easily select arc welding line by clicking an edge of a workpiece. This can be done even if the shape of the workpiece is complex
- Tool orientation is kept to the designated angle relative to the welding path



*iR*PickPRO

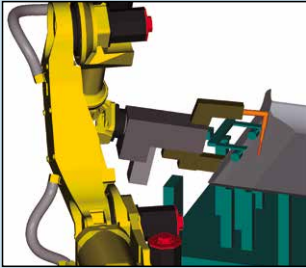
- Easy and quick simulation by just selecting the number of conveyors or trays
- Optimum layout design by freely changing the structure of robots and conveyors, infeed configurations of parts, and other configurations
- Programming-less simulation using the prepared standard program



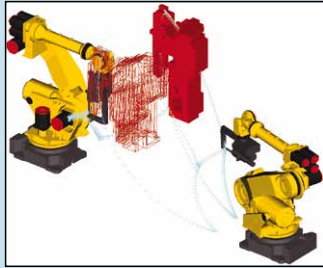
Option software

SpotPRO

- Automatically create the TP program from spot point data.
- Generate a clear path to avoid collisions.
- Setup the interlock signals automatically.



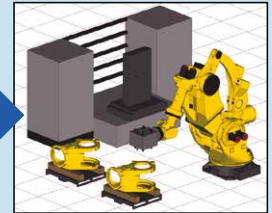
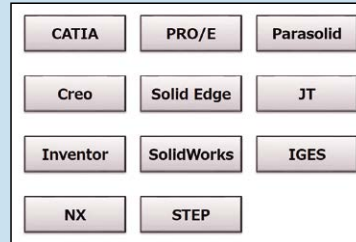
Generate clear path



Setup interlock

CAD Converter option

- Various CAD formats can be loaded.
- CAD files in assembly format can be loaded.
- Reduced memory usage when loading CAD files.



Specifications

Software		Specifications
Standard software		Modeling
		Layout
		Programming
		Simulation
		Vision function
		Profiler
Standard PC option	Auto place PC option	Calculate robot position to minimize cycle time in the specified range
	Duty estimation PC option	Estimate OVC, OH alarm by motor torque
	Life estimation PC option	Estimate reducer life by motor torque
	Consumption power estimation PC option	Estimate consumption power by motor torque
	Coord PC option	Program generation for multi-robots coordinated motion
	Spray PC option	Simulate the lubricant spray to die-cast mold
	Bending Program Generation	Automatic path generation along sheet metal bending process
	Screw Tightening Simulation	Simulate screw-tightening situations
	CAD converter option	CAD files with various extensions can be imported
CAM connection package		Develop function to connect from CAM to ROBOGUIDE
Application option	WeldPRO	Navigation menu Program generation for arc welding Simulation for arc welding
	ChamferingPRO	Navigation menu Program generation for chamfering
	SpotPRO	Program generation for spot welding I/O interlock automatic setting
	PalletPROTP	Program generation for palletizing Simulation for palletizing
	PaintPRO	Navigation menu Program generation for painting
	iRPickPRO	Simulation for picking
	MotionPRO*1	Cycle time reduction, trajectory/Reducer Life/Power Optimization
	DiagnosticsPRO	
Option	Motion Analysis PC option	Analyze motion and estimate duty, reducer life, power consumption
Ascii translator package		Ascii binary translation for file(TP program, variable, register, KAREL)
Hardware option		Specifications
Robot simulator		Highly accurate simulation

Condition

The PC with the following condition is required.

Item	Contents
OS	Windows®11(64bit) 22H2 or later,
	Windows®10(64bit) 22H2 or later, *1
Memory	More than 8GB
HDD	More than 8GB
Others	Sign in local Administrator user to install product and register full version of software.
	Display with more than 1980x1080, 32bit color Mouse and DVD drive available under Windows A professional graphics card/chip that supports advanced OpenGL processing, such as NVIDIA, is recommended.

*1 Windows® is registered trademark of Microsoft Corporation.

*1 Life estimation PC option/Power Consumption PC option are required to do reducer life/power consumption optimization in MotionPRO

FANUC CORPORATION

• Headquarters 3580, Shibokusa, Oshino-mura, Minamitsuru-gun Yamanaishi, 401-0597, JAPAN
Phone: (+81)555-84-5555 <https://www.fanuc.co.jp/>

• Overseas Affiliated Companies

FANUC America Corporation
FANUC Europe Corporation, S.A.
SHANGHAI-FANUC Robotics CO., LTD.
KOREA FANUC CORPORATION
TAIWAN FANUC CORPORATION
FANUC INDIA PRIVATE LIMITED
FANUC SINGAPORE PTE. LTD.
FANUC THAI LIMITED
FANUC MECHATRONICS (MALAYSIA) SDN. BHD.
PT. FANUC INDONESIA
FANUC OCEANIA PTY. LIMITED
FANUC SOUTH AFRICA (PROPRIETARY) LIMITED

Phone: (+1)248-377-7000
Phone: (+352)727777-1
Phone: (+86)21-5032-7700
Phone: (+82)55-278-1200
Phone: (+886)4-2359-0522
Phone: (+91)80-2852-0057
Phone: (+65)6567-8566
Phone: (+66)2-714-6111
Phone: (+60)3-3082-1222
Phone: (+62)21-4584-7285
Phone: (+61)2-8822-4600
Phone: (+27)11-392-3610

<https://www.fanucamerica.com/>
<https://www.fanuc.eu/>
<https://www.shanghai-fanuc.com.cn/>
<https://www.fkc.co.kr/>
<https://www.fanuctaiwan.com.tw/>
<https://www.fanucindia.com/>
<https://www.fanuc.com/fsp/>
<https://www.fanuc.com/ftth/>
<https://www.fanuc.com/fmm/>
<https://www.fanuc.com/fin/>
<https://www.fanucoceania.com.au/>
<https://fanuc.co.za/>

- All specifications are subject to change without notice.
- No part of this catalog may be reproduced in any form.
- The products in this catalog are controlled based on Japan's "Foreign Exchange and Foreign Trade Law". The export from Japan may be subject to an export license by the government of Japan. Further, re-export to another country may be subject to the license of the government of the country from where the product is re-exported. Furthermore, the product may also be controlled by re-export regulations of the United States government. Should you wish to export or re-export these products, please contact FANUC for advice.